





作者	译者
	

When ChatGPT first launched last month, I was immediately captivated by its capabilities. I experimented with the tool in a variety of ways and was consistently amazed by the results. As I saw others finding creative ways to use ChatGPT and learned more about how to optimize its potential, I became inspired to create a repository of effective prompts called "Awesome ChatGPT Prompts." To my delight, the repository quickly gained traction and became a go-to resource for other ChatGPT users. The experience of discovering and exploring ChatGPT's capabilities, and then sharing my findings with others, was truly

exciting.

当 ChatGPT 上个月首次推出时，我立即被它的功能所吸引。我以多种方式试验了该工具，结果一直令我惊讶。当我看到其他人找到创造性的方式来使用 ChatGPT 并更多地了解如何优化其潜力时，我受到启发创建了一个名为“Awesome ChatGPT Prompts”的有效提示存储库。令我高兴的是，该存储库迅速获得关注并成为其他 ChatGPT 用户的首选资源。发现和探索 ChatGPT 的功能，然后与他人分享我的发现，这种体验真的很令人兴奋。

During my experience with crafting prompts for ChatGPT, I stumbled upon a few tricks that helped to improve the effectiveness of my prompts. For example, I learned the importance of using specific and relevant language to ensure that ChatGPT understands my prompts and is able to generate appropriate responses. I also discovered the value of defining a clear purpose and focus for the conversation, rather than using open-ended or overly broad prompts. As I continued to work with ChatGPT, I gained a better understanding of how to interact with the AI in a way that was productive and maximized the potential of the tool. Overall, it was a rewarding and enlightening experience.

在为 ChatGPT 制作提示的过程中，我偶然发现了一些有助于提高提示有效性的技巧。例如，我了解到使用特定和相关语言以确保 ChatGPT 理解我的提示并能够生成适当响应的重要性。我还发现了为对话定义明确目的和重点的价值，而不是使用开放式或过于宽泛的提示。随着我继续使用 ChatGPT，我更好地理解了如何以一种高效的方式与 AI 交互并最大限度地发挥该工具的潜力。总的来说，这是一次有益而启发性的经历。

Preface前言

Welcome to *"The Art of ChatGPT Prompting: A Guide to Crafting Clear and Effective Prompts"*! In this comprehensive guide, you'll learn everything you need to know about crafting clear and effective ChatGPT prompts that drive engaging and informative conversations.

欢迎来到“ChatGPT 提示的艺术：制作清晰有效的提示的指南”！在这本全面的指南中，您将了解有关制作清晰有效的 ChatGPT 提示以推动引人入胜且内容丰富的对话所需的一切知识。

Whether you're a beginner or an experienced ChatGPT user, this e-book has something for everyone. From understanding the principles of effective prompting to mastering the art of constructing clear and concise prompts, you'll gain the skills and knowledge you need to take your ChatGPT conversations **to the next level**.

无论您是初学者还是有经验的 ChatGPT 用户，这本电子书都能满足每个人的需求。从了解有效提示的原则到掌握构建清晰简洁提示的艺术，您将获得将 ChatGPT 对话提升到一个新水平所需的技能和知识。

In the following chapters, we'll cover everything from the basics of ChatGPT and how it works, to advanced techniques for crafting compelling prompts and troubleshooting common issues. Along the way, you'll find real-world examples and expert insights to help you master the art of ChatGPT prompting.

在接下来的章节中，我们将涵盖从 ChatGPT 的基础知识及其工作原理到制作引人注目的提示和解决常见问题的高级技术的所有内容。在此过程中，您会发现真实世界的示例和专家见解，以帮助您掌握 ChatGPT 提示的艺术。

So let's get started! With the knowledge and skills you'll gain from this e-book, you'll be well on your way to driving productive and engaging ChatGPT conversations like a pro. 让我们开始吧！借助您将从这本电子书中获得的知识和技能，您将能够像专业人士一样顺利地推动富有成效且引人入胜的 ChatGPT 对话。

Introduction介绍

In this comprehensive guide, you'll learn everything you need to know about crafting clear and effective ChatGPT prompts that drive engaging and informative conversations. 在这本全面的指南中，您将了解有关制作清晰有效的 ChatGPT 提示以推动引人入胜且内容丰富的对话所需的一切知识。

But first, let's start by answering the question: **What is ChatGPT?**

但首先，让我们先回答这个问题：什么是 ChatGPT？

ChatGPT (Generative Pre-trained Transformer) is a chatbot launched by OpenAI in November 2022. It is built on top of OpenAI's GPT-3.5 family of large language models, and is fine-tuned with both supervised and reinforcement learning techniques.

ChatGPT (Generative Pre-trained Transformer) 是 OpenAI 于 2022 年 11 月推出的聊天机器人。它建立在 OpenAI 的 GPT-3.5 大型语言模型家族之上，并结合监督学习和强化学习技术进行了微调。

ChatGPT was launched as a prototype on November 30, 2022, and quickly garnered attention for its detailed responses and articulate answers across many domains of knowledge. Its uneven factual accuracy was identified as a significant drawback. — Wikipedia.

ChatGPT 于 2022 年 11 月 30 日作为原型推出，并因其详细的响应和跨多个知识领域的清晰答案而迅速受到关注。其参差不齐的事实准确性被认为是一个重大缺陷。——维基百科。

ChatGPT is chatbot that allows users to have conversations with a computer-based agent. It works by using machine learning algorithms to analyze text input and generate responses that are intended to **mimic human conversation**. ChatGPT can be used for a **wide range of purposes**, including answering questions, providing information, and engaging in casual conversation.

ChatGPT 是允许用户与基于计算机的代理进行对话的聊天机器人。它的工作原理是使用机器学习算法来分析文本输入并生成旨在模仿人类对话的响应。ChatGPT 可用于多种用途，包括回答问题、提供信息和进行随意交谈。

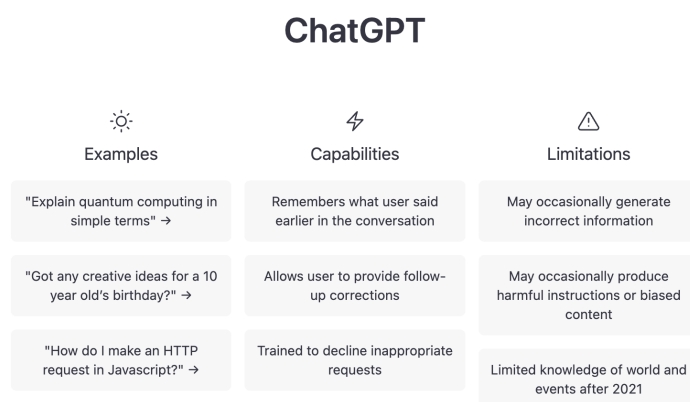
One of the key factors that determines the success of a ChatGPT conversation is the quality of the prompts that are used to initiate and guide the conversation. Well-defined prompts can help to ensure that the conversation stays on track and covers the topics of interest to the user. Conversely, poorly defined prompts can lead to conversations that are disjointed or lack focus, resulting in a less engaging and informative experience. 决定 ChatGPT 对话成功与否的关键因素之一是用于发起和引导对话的提示的质量。明确定义的提示有助于确保对话保持在正轨上并涵盖用户感兴趣的主题。相反，定义不当的提示可能会导致对话脱节或缺乏重点，从而导致参与度和信息量较低的体验。

That's where this e-book comes in. In the following chapters, you'll learn the principles of clear communication and how to apply them to ChatGPT prompts, as well as step-by-step guidance on how to craft effective prompts that drive engaging and informative conversations. You'll also learn about common pitfalls to avoid and tips for troubleshooting common issues that may arise when using ChatGPT.

这就是这本电子书的用武之地。在接下来的章节中，您将学习清晰沟通的原则以及如何将它们应用于 ChatGPT 提示，以及有关如何制作有效提示以推动参与的分步指导和信息丰富的对话。您还将了解要避免的常见陷阱以及解决使用 ChatGPT 时可能出现的常见问题的技巧。

So whether you're new to ChatGPT or an experienced user looking to take your skills to the next level, this e-book has something for you. **Let's get started!**

因此，无论您是 ChatGPT 的新手，还是希望将您的技能提升到一个新水平的有经验的用户，这本电子书都能为您提供帮助。让我们开始吧！



ChatGPT Dec 15 Version. Free Research Preview. Our goal is to make AI systems more natural and safe to interact with. Your feedback will help us improve.

This is how ChatGPT interface looks like.

这就是 ChatGPT 界面的样子。

One of the key benefits of ChatGPT is its ability to understand and respond to **natural language input**. This means that users can communicate with ChatGPT using the same language and syntax that they would use when speaking to a human. ChatGPT is also able to understand and respond to context, allowing it to generate more appropriate and relevant responses to user input.

ChatGPT 的主要优势之一是它能够理解和响应自然语言输入。这意味着用户可以使用与人类交谈时使用的相同语言和句法与 ChatGPT 进行交流。ChatGPT 还能够理解和响应上下文，从而使其能够对用户输入生成更合适和相关的响应。

In addition to its natural language processing capabilities, ChatGPT also has a number of other features and capabilities that make it a powerful tool for driving conversations.

These include:

除了自然语言处理能力外，ChatGPT 还拥有许多其他特性和功能，使其成为推动对话的强大工具。这些包括：

- **Customization:** ChatGPT can be customized to suit the needs and preferences of the user. This can include customizing the tone and style of the ChatGPT's responses, as well as the types of information and topics that it is able to discuss.
定制：可以定制 ChatGPT 以满足用户的需求和偏好。这可以包括自定义 ChatGPT 响应的语气和风格，以及它能够讨论的信息和主题的类型。
- **Personalization:** ChatGPT can use machine learning algorithms to personalize its responses based on the user's past interactions and preferences. This can make the conversation feel more natural and tailored to the user's needs and interests.
个性化：ChatGPT 可以使用机器学习算法，根据用户过去的互动和偏好来个性化其响应。这可以使对话感觉更自然，并根据用户的需求和兴趣量身定制。
- **Multilingual support:** ChatGPT is able to understand and respond to input in multiple languages, making it a useful tool for international users or for those who want to communicate in multiple languages.
多语言支持：ChatGPT 能够理解和响应多种语言的输入，使其成为国际用户或想要使用多种语言进行交流的人的有用工具。
- **Scalability:** ChatGPT is able to handle large volumes of traffic and can be used to drive conversations with multiple users simultaneously. This makes it well-suited for applications such as customer service or online communities.
可扩展性：ChatGPT 能够处理大量流量，并可用于同时推动与多个用户的对话。这使得它非常适合客户服务或在线社区等应用程序。

As you can see, ChatGPT is a **powerful and versatile tool** with a wide range of capabilities. In the following chapters, we'll explore how to make the most of these capabilities by crafting clear and effective prompts that drive engaging and informative conversations. 如您所见，ChatGPT 是一款功能强大且用途广泛的工具。在接下来的章节中，我们将探讨如何通过精心设计清晰有效的提示来推动引人入胜且信息丰富的对话，从而充分利用这些功能。

Now that you have a general understanding of ChatGPT and its capabilities, let's delve a little deeper into what ChatGPT is and how it works.

现在您对 ChatGPT 及其功能有了大致的了解，让我们更深入地研究一下什么是 ChatGPT 及其工作原理。

So how does ChatGPT work? At a high level, the process can be broken down into the following steps:

那么 ChatGPT 是如何工作的呢？在高层次上，该过程可以分解为以下步骤：

1. **The user inputs text into the ChatGPT interface.** This could be a question, a request for information, or a casual statement.
用户将文本输入到 ChatGPT 界面。这可以是一个问题、信息请求或随意陈述。
2. **The ChatGPT system analyzes the input and uses machine learning algorithms to generate a response.**
ChatGPT 系统分析输入并使用机器学习算法生成响应。
3. **The response is returned to the user as text.**
响应以文本形式返回给用户。
4. **The user may then input additional text, which the ChatGPT system will again analyze and respond to. This process continues until the conversation ends.**
然后用户可以输入额外的文本，ChatGPT 系统将再次分析和响应这些文本。这个过程一直持续到对话结束。

One of the key factors that determines the success of a ChatGPT conversation is the quality of the prompts that are used to initiate and guide the conversation. Well-defined prompts can help to ensure that the conversation stays on track and covers the topics of interest to the user. Conversely, **poorly defined prompts can lead to conversations that are disjointed or lack focus, resulting in a less engaging and informative experience.**

决定 ChatGPT 对话成功与否的关键因素之一是用于发起和引导对话的提示的质量。明确定义的提示有助于确保对话保持在正轨上并涵盖用户感兴趣的主体。相反，定义不当的提示可能会导致对话脱节或缺乏重点，从而导致参与度和信息量较低的体验。

In the following chapters, we'll explore in more detail how to craft effective ChatGPT prompts that drive engaging and informative conversations.

在接下来的章节中，我们将更详细地探讨如何制作有效的 ChatGPT 提示，以推动引人入胜且信息丰富的对话。

So, how does it differ from other chatbots?

那么，它与其他聊天机器人有何不同？

ChatGPT is one of several types of chatbots available on the market. So what sets ChatGPT apart from other chatbots, and **what makes it unique?**

ChatGPT 是市场上可用的几种聊天机器人之一。那么是什么让 ChatGPT 有别于其他聊天机器人，又是什么让它与众不同呢？

One key difference is ChatGPT's a **huge language model**. This allows ChatGPT to understand and respond to input in a way that is similar to how a human would. Other chatbots may rely on pre-programmed responses or simple keyword matching, which can result in less natural or relevant responses to user input.

一个关键的区别是 ChatGPT 的一个巨大的语言模型。这使得 ChatGPT 能够以类似于人类的方式理解和响应输入。其他聊天机器人可能依赖于预编程的响应或简单的关键字匹配，这可能会导致对用户输入的响应不太自然或相关。

Another difference is ChatGPT's **ability to learn**. By using machine learning algorithms, ChatGPT is able to analyze user input and improve its responses based on past conversations. This can result in more personalized and relevant responses to user input. 另一个区别是 ChatGPT 的学习能力。通过使用机器学习算法，ChatGPT 能够分析用户输入并根据过去的对话改进其响应。这可以导致对用户输入的响应更加个性化和相关。

Another key difference is ChatGPT's **ability to handle more complex or open-ended conversations**. Because ChatGPT is able to understand and respond to context, it is better able to handle conversations that cover a wide range of topics or that require a more in-depth response.

另一个关键区别是 ChatGPT 处理更复杂或开放式对话的能力。由于 ChatGPT 能够理解和响应上下文，因此它能够更好地处理涵盖广泛主题或需要更深入响应的对话。

Overall, ChatGPT's use of natural language processing and machine learning algorithms sets it apart from other chatbots and makes it a powerful tool for driving engaging and informative conversations. In the following chapters, we'll explore how to make the most of these capabilities by crafting clear and effective prompts.

总体而言，ChatGPT 对自然语言处理和机器学习算法的使用使其有别于其他聊天机器人，并使其成

为推动引人入胜和信息丰富的对话的强大工具。在接下来的章节中，我们将探讨如何通过制作清晰有效的提示来充分利用这些功能。

What can ChatGPT be used for?

ChatGPT 可以用来做什么？

Given its ability to understand and respond to natural language input, ChatGPT has a wide range of potential applications. Some common uses for ChatGPT include:

鉴于其理解和响应自然语言输入的能力，ChatGPT 具有广泛的潜在应用。ChatGPT 的一些常见用途包括：

- **Customer service:** ChatGPT can be used to answer customer questions, provide information, and resolve issues in real-time. This can be particularly useful for businesses that want to provide 24/7 support to their customers.
客户服务：ChatGPT 可用于实时回答客户问题、提供信息和解决问题。这对于希望为其客户提供 24/7 支持的企业特别有用。
- **Education:** ChatGPT can be used to provide information or answer questions in a variety of educational contexts. For example, it could be used as a tutor or to provide information on a particular topic.
教育：ChatGPT 可用于在各种教育环境中提供信息或回答问题。例如，它可以用作导师或提供有关特定主题的信息。
- **Information provision:** ChatGPT can be used to provide information on a wide range of topics, such as weather, news, or local businesses.
信息提供：ChatGPT 可用于提供有关广泛主题的信息，例如天气、新闻或本地企业。
- **Personal assistant:** ChatGPT can be used as a personal assistant to help with tasks such as scheduling, organizing, and managing information.
个人助理：ChatGPT 可用作个人助理，帮助完成日程安排、组织和管理信息等任务。
- **Social interaction:** ChatGPT can be used to engage in casual conversation or provide entertainment, making it a useful tool for social media or online communities.
社交互动：ChatGPT 可用于进行随意交谈或提供娱乐，使其成为社交媒体或在线社区的有用工具。

Overall, the potential uses for ChatGPT are vast and varied, making it a versatile and powerful tool for a wide range of applications. In the following chapters, we'll explore how to craft effective ChatGPT prompts that drive engaging and informative conversations for a variety of purposes.

总的来说，ChatGPT 的潜在用途是广泛而多样的，使其成为适用于广泛应用程序的多功能且强大的工具。在接下来的章节中，我们将探讨如何制作有效的 ChatGPT 提示，以推动用于各种目的的引人入胜和信息丰富的对话。

As we've mentioned earlier, the quality of the prompts used in a ChatGPT conversation can significantly impact the success of the conversation. Well-defined prompts can help to ensure that the conversation stays on track and covers the topics of interest to the user, resulting in a more engaging and informative experience.

正如我们之前提到的，ChatGPT 对话中使用的提示质量会显著影响对话的成功与否。定义明确的提示有助于确保对话保持在正轨上并涵盖用户感兴趣的主体，从而带来更具吸引力和信息量更大的体验。

So what makes a good ChatGPT prompt, and how can you craft effective prompts that drive engaging and informative conversations? There are a few key principles to keep in mind:

那么什么是好的 ChatGPT 提示，您如何制作有效的提示来推动引人入胜和信息丰富的对话？有几个关键原则需要牢记：

- **Clarity:** A clear and concise prompt will help to ensure that the ChatGPT understands the topic or task at hand and is able to generate an appropriate response. Avoid using overly complex or ambiguous language, and aim to be as specific as possible in your prompts.
清晰：清晰简洁的提示将有助于确保 ChatGPT 理解手头的主题或任务，并能够生成适当的响应。避免使用过于复杂或模棱两可的语言，并力求在您的提示中尽可能具体。
- **Focus:** A well-defined prompt should have a clear purpose and focus, helping to guide the conversation and keep it on track. Avoid using overly broad or open-ended prompts, which can lead to disjointed or unfocused conversations.
重点：定义明确的提示应该有明确的目的和重点，有助于引导对话并使其保持在正轨上。避免使用过于宽泛或开放式的提示，这会导致对话脱节或没有重点。
- **Relevance:** Make sure that your prompts are relevant to the user and the conversation. Avoid introducing unrelated topics or tangents that can distract from the main focus of the conversation.
相关性：确保您的提示与用户和对话相关。避免引入不相关的主题或切线，以免分散对话的主要焦点。

By following these principles, you can craft effective ChatGPT prompts that drive engaging and informative conversations. In the following chapters, we'll delve into these principles in more detail and explore specific techniques for crafting clear and concise prompts.

通过遵循这些原则，您可以制作有效的 ChatGPT 提示，以推动引人入胜且信息丰富的对话。在接下来的章节中，我们将更详细地研究这些原则，并探索用于制作清晰简洁的提示的具体技术。

The benefits of crafting clear and concise prompts

制作清晰简洁的提示的好处

Crafting clear and concise prompts has a number of benefits that can help to ensure that your ChatGPT conversations are engaging and informative. Some of the key benefits include:

制作清晰简洁的提示有很多好处，可以帮助确保您的 ChatGPT 对话引人入胜且信息丰富。一些主要好处包括：

- **Improved understanding:** By using clear and specific language, you can help to ensure that the ChatGPT understands the topic or task at hand and is able to generate an appropriate response. This can result in more accurate and relevant responses, which can make the conversation more engaging and informative.
提高理解力：通过使用清晰具体的语言，您可以帮助确保 ChatGPT 理解手头的主题或任务，并能够生成适当的响应。这可以产生更准确和相关的响应，从而使对话更具吸引力和信息量。
- **Enhanced focus:** By defining a clear purpose and focus for the conversation, you can help to guide the conversation and keep it on track. This can help to ensure that the conversation covers the topics of interest to the user and avoids tangents or distractions.
增强焦点：通过为对话定义明确的目的和焦点，您可以帮助引导对话并使其保持在正轨上。这有助于确保对话涵盖用户感兴趣的主题并避免切题或分心。
- **Greater efficiency:** Using clear and concise prompts can also help to make the conversation more efficient. By focusing on specific topics and avoiding unnecessary tangents, you can ensure that the conversation stays on track and covers all of the key points in a more timely manner.
提高效率：使用清晰简洁的提示也有助于提高对话效率。通过专注于特定主题并避免不必要的切题，您可以确保对话保持在正轨上并更及时地涵盖所有关键点。

Overall, crafting clear and concise prompts can help to ensure that your ChatGPT conversations are engaging, informative, and efficient. In the following chapters, we'll explore specific techniques for crafting effective prompts that take advantage of these benefits.

总体而言，制作清晰简洁的提示有助于确保您的 ChatGPT 对话引人入胜、信息丰富且高效。在接下来的章节中，我们将探讨利用这些优势制作有效提示的具体技术。

Examples of effective and ineffective ChatGPT prompts

有效和无效的 ChatGPT 提示示例

To better understand the principles of crafting effective ChatGPT prompts, let's take a look at some examples of both effective and ineffective prompts.

为了更好地理解制作有效的 ChatGPT 提示的原则，让我们看一些有效和无效提示的示例。

Effective ChatGPT prompts:有效的 ChatGPT 提示：

- **"Can you provide a summary of the main points from the article 'The Benefits of Exercise'?"** - This prompt is focused and relevant, making it easy for the ChatGPT to provide the requested information.
“你能总结一下‘锻炼的好处’一文中的要点吗？” - 此提示重点突出且相关，使 ChatGPT 可以轻松提供所请求的信息。
- **"What are the best restaurants in Paris that serve vegetarian food?"** - This prompt is specific and relevant, allowing the ChatGPT to provide a targeted and useful response.
“巴黎最好的素食餐厅有哪些？” - 此提示是具体且相关的，允许 ChatGPT 提供有针对性和有用的响应。

Ineffective ChatGPT prompts:无效的 ChatGPT 提示：

- **"What can you tell me about the world?"** - This prompt is overly broad and open-ended, making it difficult for the ChatGPT to generate a focused or useful response.
“关于这个世界，你能告诉我什么？” - 此提示过于宽泛和开放，使 ChatGPT 难以生成有针对性或有用的响应。
- **"Can you help me with my homework?"** - While this prompt is clear and specific, it is too open-ended to allow the ChatGPT to generate a useful response. A more effective prompt would specify the specific topic or task at hand.
“你能帮我做作业吗？” - 虽然此提示清晰具体，但它过于开放，无法让 ChatGPT 生成有用的响应。更有效的提示将指定手头的特定主题或任务。
- **"How are you?"** - While this is a common conversation starter, it is not a well-defined prompt and does not provide a clear purpose or focus for the conversation.
“你好吗？” - 虽然这是一个常见的对话开场白，但它不是一个明确定义的提示，也没有为对话提供明确的目的或重点。

By comparing these examples, you can get a sense of the principles of crafting effective ChatGPT prompts. In the following chapters, we'll delve into these principles in more detail and explore specific techniques for crafting clear and concise prompts.

通过比较这些示例，您可以了解制作有效的 ChatGPT 提示的原则。在接下来的章节中，我们将更详细地研究这些原则，并探索用于制作清晰简洁的提示的具体技术。

Principles of Clear Communication

清晰沟通的原则

Clear communication is key to ensuring that your ChatGPT prompts are effective and drive engaging and informative conversations. There are several key elements of clear communication that you should keep in mind when crafting your prompts:

清晰的沟通是确保您的 ChatGPT 提示有效并推动引人入胜且信息丰富的对话的关键。在制作提示时，您应该牢记几个清晰沟通的关键要素：

- **Clarity:** Use clear and specific language that is easy for the ChatGPT to understand. Avoid using jargon or ambiguous language that could lead to confusion or misunderstandings.
清晰：使用 ChatGPT 易于理解的清晰具体的语言。避免使用可能导致混淆或误解的行话或模棱两可的语言。
- **Conciseness:** Be as concise as possible in your prompts, avoiding unnecessary words or tangents. This will help to ensure that the ChatGPT is able to generate a focused and relevant response.
简洁：在您的提示中尽可能简洁，避免不必要的词语或切题。这将有助于确保 ChatGPT 能够生成有针对性的相关响应。
- **Relevance:** Make sure that your prompts are relevant to the conversation and the needs of the user. Avoid introducing unrelated topics or tangents that can distract from the main focus of the conversation.
相关性：确保您的提示与对话和用户的需求相关。避免引入不相关的主题或切线，以免分散对话的主要焦点。

By following these principles of clear communication, you can craft effective ChatGPT prompts that drive engaging and informative conversations. In the following chapters, we'll explore specific techniques for crafting clear and concise prompts that take advantage of these elements.

通过遵循这些清晰沟通的原则，您可以制作有效的 ChatGPT 提示，以推动引人入胜且信息丰富的对话。在接下来的章节中，我们将探讨利用这些元素制作清晰简洁的提示的具体技术。

How to write clear and concise prompts

如何写出简洁明了的提示

Now that we've explored the importance of crafting clear and concise prompts and the elements of clear communication, let's delve into some specific techniques for writing effective ChatGPT prompts.

现在我们已经探讨了制作清晰简洁的提示的重要性以及清晰沟通的要素，让我们深入研究一些用于编写有效的 ChatGPT 提示的具体技术。

1. Define the **purpose** and **focus** of the conversation. Before you start writing your prompt, it's important to have a clear idea of what you want to accomplish with the conversation. Is your goal to provide information, answer a question, or engage in casual conversation? Defining the purpose and focus of the conversation will help you to craft a prompt that is specific and relevant, resulting in a more engaging and informative conversation.
定义对话的目的和重点。在开始编写提示之前，重要的是要清楚地了解您希望通过对话完成什么。您的目标是提供信息、回答问题还是进行随意交谈？定义对话的目的和重点将帮助您设计出具体且相关的提示，从而使对话更具吸引力和信息量。
2. Use **specific** and **relevant language**. To ensure that the ChatGPT understands your prompt and is able to generate an appropriate response, it's important to use specific and relevant language. Avoid using jargon or ambiguous language that could lead to confusion or misunderstandings. Instead, aim to be as clear and concise as possible, using language that is relevant to the topic at hand.
使用具体和相关的语言。为确保 ChatGPT 理解您的提示并能够生成适当的响应，请务必使用特定且相关的语

言。避免使用可能导致混淆或误解的行话或模棱两可的语言。相反，目标是尽可能清晰和简洁，使用与手头主题相关的语言。

3. **Avoid open-ended or overly broad prompts.** While it can be tempting to ask open-ended or overly broad questions in an effort to get a more comprehensive response, these types of prompts can often lead to disjointed or unfocused conversations. Instead, aim to be as specific as possible in your prompts, defining a clear purpose and focus for the conversation.

避免开放式或过于宽泛的提示。虽然为了获得更全面的答复而提出开放式或过于宽泛的问题可能很诱人，但这些类型的提示通常会导致谈话脱节或没有重点。相反，目标是在您的提示中尽可能具体，为对话定义明确的目的和重点。

4. **Keep the conversation on track.** As you engage in a ChatGPT conversation, it's important to stay focused on the topic at hand and avoid introducing tangents or unrelated topics. By keeping the conversation on track, you can help to ensure that it covers the topics of interest to the user and provides useful and relevant information.

让对话保持在正轨上。当您参与 ChatGPT 对话时，请务必专注于手头的主题并避免引入切线或不相关的主题。通过保持对话的正常进行，您可以帮助确保它涵盖用户感兴趣的主题并提供有用且相关的信息。

By following these techniques, you can craft clear and concise ChatGPT prompts.

通过遵循这些技巧，您可以制作清晰简洁的 ChatGPT 提示。

Tips for avoiding jargon and ambiguity

避免行话和歧义的技巧

One of the key challenges of writing effective ChatGPT prompts is avoiding jargon and ambiguity. Jargon, or specialized language, can be confusing or unclear to users who are not familiar with the subject matter, while ambiguity can lead to misunderstandings or misinterpretations. To help ensure that your prompts are clear and easy to understand, here are a few tips to keep in mind:

编写有效的 ChatGPT 提示的主要挑战之一是避免使用行话和歧义。行话或专业语言可能会使不熟悉主题的用户感到困惑或不清楚，而歧义会导致误解或误解。为帮助确保您的提示清晰易懂，请牢记以下提示：

1. **Define any jargon or technical terms.** If you need to use jargon or technical terms in your prompts, make sure to provide clear definitions or explanations for these terms. This will help to ensure that the ChatGPT and the user are on the same page and can avoid misunderstandings.
定义任何行话或技术术语。如果您需要在提示中使用行话或技术术语，请确保为这些术语提供明确的定义或解释。这将有助于确保 ChatGPT 和用户在同一页面上，并且可以避免误解。
2. **Avoid using ambiguous language.** Language that is open to multiple interpretations can be confusing and lead to misunderstandings. To avoid ambiguity, aim to be as specific as possible in your prompts and avoid using words or phrases that have multiple meanings.
避免使用模棱两可的语言。对多种解释开放的语言可能会造成混淆并导致误解。为避免歧义，请在提示中尽可能具体，并避免使用具有多重含义的单词或短语。
3. **Use clear and concise language.** To help ensure that your prompts are easy to understand, aim to be as clear and concise as possible. Avoid using unnecessary words or phrases that could distract from the main point of the prompt.
使用清晰简洁的语言。为帮助确保您的提示易于理解，请尽量做到清晰简洁。避免使用可能会分散提示要点的不必要的单词或短语。

By following these tips, you can help to ensure that your ChatGPT prompts are clear and easy to understand, resulting in more engaging and informative conversations.

通过遵循这些提示，您可以帮助确保您的 ChatGPT 提示清晰易懂，从而产生更具吸引力和信息量更大的对话。

Bad Example:坏例子:

"Hey there! Can you give me some intel on the latest happenings in the interwebz? I'm trying to get a handle on the zeitgeist."

“嘿，你好！你能给我一些关于 interwebz 最新动态的信息吗？我正在努力掌握时代精神。”

This prompt uses jargon (e.g. "intel", "interwebz", "zeitgeist") without defining it, which could be confusing or unclear to users who are not familiar with these terms. Additionally, the use of the phrase "latest happenings" is ambiguous, as it could refer to any number of things and is open to multiple interpretations. As a result, this prompt would be difficult for the ChatGPT to understand and generate a useful response.

此提示使用行话（例如“intel”、“interwebz”、“zeitgeist”）而未对其进行定义，这可能会使不熟悉这些术语的用户感到困惑或不清楚。此外，“最近发生的事情”这个短语的使用是模棱两可的，因为它可以指代任何数量的事物并且可以有多种解释。因此，ChatGPT 很难理解此提示并生成有用的响应。

Good Example:好例子:

"What are the best restaurants in Paris that serve vegetarian food? I'm planning a trip to Paris and I'm looking for some good places to eat that cater to my dietary needs."

“巴黎最好的素食餐厅有哪些？我正计划去巴黎旅行，我正在寻找一些适合我饮食需求的好地方。”

This prompt is clear and specific, making it easy for the ChatGPT to understand and generate an appropriate response. The prompt specifies the specific location (Paris) and type of food (vegetarian) that the user is interested in, which helps to ensure that the response is relevant and focused. Additionally, the prompt avoids the use of jargon or ambiguous language, making it easy for the user to understand. As a result, this prompt is likely to result in a more engaging and informative conversation.

此提示清晰具体，便于 ChatGPT 理解并生成适当的响应。提示指定用户感兴趣的具体位置（巴黎）和食物类型（素食），这有助于确保响应具有相关性和重点。此外，提示避免使用行话或模棱两可的语言，使用户易于理解。因此，此提示可能会导致更具吸引力和信息量更大的对话。

Constructing effective prompts构建有效提示

Steps for crafting effective ChatGPT prompts

制作有效的 ChatGPT 提示的步骤

Now that we've explored the principles of crafting clear and concise ChatGPT prompts and the importance of avoiding jargon and ambiguity, let's delve into a specific process for crafting effective prompts. Here are the steps you should follow:

现在我们已经探讨了制作清晰简洁的 ChatGPT 提示的原则以及避免行话和歧义的重要性，让我们深入研究制作有效提示的具体过程。以下是您应该遵循的步骤：

1. **Identify** the purpose and focus of the conversation. Before writing your prompt, it's essential to have a clear understanding of what you hope to achieve through the conversation. Do you want to provide information, answer a question, or engage in casual conversation? By identifying the purpose and focus of the conversation, you can craft a prompt that is specific and relevant, leading to a more engaging and informative conversation with ChatGPT.
确定谈话的目的和重点。在编写提示之前，必须清楚地了解您希望通过对话实现的目标。您是想提供信息、回答问题还是进行随意的交谈？通过确定对话的目的和重点，您可以制作一个具体且相关的提示，从而与 ChatGPT 进行更具吸引力和信息量更大的对话。
2. Use **specific** and relevant language. To make sure that ChatGPT understands your prompt and can provide an appropriate response, it's crucial to use specific and relevant language. Avoid using jargon or ambiguous language that may cause confusion or misunderstandings. Instead, strive to be as clear and concise as possible, using language that is relevant to the topic at hand.
使用具体和相关的语言。为确保 ChatGPT 理解您的提示并提供适当的响应，使用特定且相关的语言至关重要。避免使用可能引起混淆或误解的行话或模棱两可的语言。相反，使用与手头主题相关的语言，力求尽可能清晰和简洁。
3. Avoid using open-ended or overly broad prompts. While it may be tempting to ask open-ended or overly broad questions in an attempt to get a more comprehensive response, these types of prompts can often result in disjointed or unfocused conversations with ChatGPT. Instead, aim to be as specific as possible in your prompts, defining a clear purpose and focus for the conversation.
避免使用开放式或过于宽泛的提示。虽然为了获得更全面的答复而提出开放式或过于宽泛的问题可能很诱人，但这些类型的提示通常会与 ChatGPT 的对话脱节或没有重点。相反，目标是在您的提示中尽可能具体，为对话定义明确的目的和重点。
4. **Review** and **revise** your prompt. Before sending your prompt to the ChatGPT, take a moment to review and revise it to ensure that it is clear and easy to understand. Consider whether the language is specific and relevant, and whether the prompt is focused and avoids ambiguity.
查看并修改您的提示。在将您的提示发送到 ChatGPT 之前，请花点时间查看和修改它以确保它清晰易懂。考虑语言是否具体、相关，提示是否突出重点，避免歧义。

By following these steps, you can craft effective ChatGPT prompts that drive engaging and informative conversations. In the following chapters, we'll explore some advanced techniques for crafting effective prompts and troubleshooting common challenges.
通过执行这些步骤，您可以制作有效的 ChatGPT 提示，以推动引人入胜且信息丰富的对话。在接下来的章节中，我们将探索一些高级技术来制作有效的提示和解决常见问题。

1. Define the purpose and focus of the conversation: The purpose of this conversation is to provide recommendations for tourist attractions in **Rome that are suitable for families with young children**.
确定对话的目的和重点：本次对话的目的是提供适合有小孩的家庭的罗马旅游景点的建议。
2. Choose specific and relevant language: "**Can you recommend some tourist attractions in Rome that are suitable for families with young children?**" This prompt is clear and specific, making it easy for the ChatGPT to understand and generate an appropriate response.
选择具体相关的语言：“你能推荐一些罗马适合带小孩的旅游景点吗？”此提示清晰具体，便于 ChatGPT 理解并生成适当的响应。
3. Avoid open-ended or overly broad prompts: This prompt is focused and specific, avoiding open-ended or overly broad language that could lead to disjointed or unfocused conversations.
避免开放式或过于宽泛的提示：这个提示是有重点和具体的，避免开放式或过于宽泛的语言，这可能会导致对话脱节或没有重点。
4. Review and revise your prompt: Upon review, this prompt is clear and easy to understand, and is focused on the specific **topic of tourist attractions in Rome that are suitable for families with young children**. No revisions are necessary.
查看并修改您的提示：经查看，此提示清晰易懂，并着重于罗马旅游景点的特定主题，适合有幼儿的家庭。无需修改。

By following these steps, you can craft an effective ChatGPT prompt that drives an informative and engaging conversation about tourist attractions in Rome that are suitable for families with young children.

通过执行这些步骤，您可以制作一个有效的 ChatGPT 提示，以推动有关适合有小孩的家庭的罗马旅游景点的信息丰富且引人入胜的对话。

Best practices for guiding conversations in meaningful directions

在有意义的方向上引导对话的最佳实践

In order to drive engaging and informative conversations with the ChatGPT, it's important to have a clear idea of where you want the conversation to go and to guide it in meaningful directions. Here are some best practices for doing so:

为了通过 ChatGPT 推动引人入胜且信息丰富的对话，重要的是要清楚地了解您希望对话进行到哪里，并将其引导到有意义的方向。以下是这样做的一些最佳实践：

1. Start with a clear and concise prompt. As we've discussed earlier, it's important to craft clear and concise prompts that define the purpose and focus of the conversation. By starting with a focused and specific prompt, you can help to ensure that the conversation stays on track and covers the topics of interest to the user.

从清晰简洁的提示开始。正如我们之前讨论的那样，设计清晰简洁的提示来定义对话的目的和重点非常重要。通过从重点明确的提示开始，您可以帮助确保对话保持在正轨上并涵盖用户感兴趣的主体。

2. **Encourage the ChatGPT to expand on its responses.** While the ChatGPT is able to provide useful and relevant information, it can sometimes be helpful to encourage it to expand on its responses in order to provide more in-depth information or to delve into related topics. You can do this by asking follow-up questions or by providing additional context or examples to help guide the conversation.

鼓励 ChatGPT 扩展其响应。虽然 ChatGPT 能够提供有用和相关的信息，但有时鼓励它扩展其响应以提供更深入的信息或深入研究相关主题可能会有所帮助。您可以通过提出后续问题或提供额外的上下文或示例来帮助引导对话来做到这一点。

3. **Be mindful of the tone and language used in the conversation.** In order to maintain a meaningful and engaging conversation, it's important to be mindful of the tone and language used in the conversation. Avoid using language that is overly casual or dismissive, *as this can lead to a breakdown in communication*. Instead, aim for a tone that is respectful and professional, and use language that is **clear and easy to understand**.

注意谈话中使用的语气和语言。为了保持有意义且引人入胜的对话，请务必注意对话中使用的语气和语言。避免使用过于随意或轻蔑的语言，因为这会导致沟通中断。相反，应以尊重和专业的语气为目标，并使用清晰易懂的语言。

4. **Monitor the direction of the conversation and adjust as needed.** As the conversation progresses, it's important to monitor the direction it is taking and to adjust as needed to keep it on track. If the conversation starts to stray from the main topic, you can use prompts or follow-up questions to steer it back in a more relevant direction.

监视对话的方向并根据需要进行调整。随着对话的进行，重要的是要监控其前进的方向并根据需要进行调整以使其保持在正轨上。如果对话开始偏离主题，您可以使用提示或后续问题将其引导回更相关的方向。

By following these best practices, you can help to guide ChatGPT conversations in meaningful directions and drive more engaging and informative conversations.

通过遵循这些最佳实践，您可以帮助引导 ChatGPT 对话朝着有意义的方向发展，并推动更具吸引力和信息量更大的对话。

The "Act as..." Hack “充当...” 黑客

One of the **most useful techniques for crafting effective ChatGPT prompts** is the "act as" hack. This technique involves using the phrase "act as" in the prompt to tell the ChatGPT to assume a specific role or persona in the conversation. This can be especially useful for creating more engaging and immersive conversations, or for simulating real-world scenarios.

制作有效的 ChatGPT 提示的最有用的技术之一是“充当”技巧。此技术涉及在提示中使用短语“充当”来告诉 ChatGPT 在对话中承担特定角色或角色。这对于创建更具吸引力和身临其境的对话或模拟真实场景特别有用。

For example, you might use the "act as" hack to tell the ChatGPT to "act as a travel agent" and provide recommendations for vacation destinations based on the user's preferences. Or you might tell the ChatGPT to "act as a detective" and solve a fictional crime. The possibilities are endless, and the "act as" hack can be a powerful tool for creating engaging and immersive ChatGPT conversations.

例如，您可以使用“充当”hack 告诉 ChatGPT “充当旅行社”并根据用户的偏好提供度假目的地的建议。或者，您可能会告诉 ChatGPT “充当侦探”并解决虚构的犯罪。可能性是无限的，“充当”黑客可以成为创建引人入胜和身临其境的 ChatGPT 对话的强大工具。

To use the "act as" hack, simply include the phrase "act as" followed by a description of the role or persona the ChatGPT should assume in the conversation. For example: "I want you to act as a travel agent. Can you recommend some vacation destinations based on my preferences?"

要使用“充当”hack，只需包含短语“充当”，然后描述 ChatGPT 在对话中应承担的角色或角色。例如：“我想让你做旅行社，你能根据我的喜好推荐一些度假胜地吗？”

By using the "act as" hack, you can create more engaging and immersive ChatGPT conversations that are tailored to the specific interests and needs of the user.

通过使用“充当”黑客，您可以创建更具吸引力和身临其境的 ChatGPT 对话，这些对话是根据用户的特定兴趣和需求量身定制的。

Let's dig into this example:让我们深入研究这个例子：

- **"I want you to act as a javascript console."** This sentence uses the "act as" hack to tell the ChatGPT to assume the role of a javascript console in the conversation.
“我想让你充当 javascript 控制台。”这句话使用“充当”hack 告诉 ChatGPT 在对话中承担 javascript 控制台的角色。
- **"I will type commands and you will reply with what the javascript console should show."** This sentence explains the user's role in the conversation, and the ChatGPT's role in responding to the commands typed by the user.
“我会输入命令，你会回复 javascript 控制台应该显示的内容。”这句话解释了用户在对话中的角色，以及 ChatGPT 在响应用户键入的命令中的角色。
- **"I want you to only reply with the terminal output inside one unique code block, and nothing else."** This sentence provides further instructions for the ChatGPT, specifying that it should only reply with the terminal output inside one unique code block, and not include any other content or explanations in its responses.
“我希望你只用一个唯一代码块内的终端输出来回复，别无其他。”这句话为 ChatGPT 提供了进一步的说明，指定它应该只在一个唯一的代码块内使用终端输出进行回复，并且在其回复中不包含任何其他内容或解释。

- **"Do not write explanations."** This sentence is a repetition of the instruction from the previous sentence, emphasizing that the ChatGPT should not write any explanations in its responses. “不要写解释。”这句话是对上一句指令的重复，强调 ChatGPT 不应在其响应中写任何解释。
- **"Do not type commands unless I instruct you to do so."** This sentence provides further instructions for the ChatGPT, specifying that it should not type any commands unless instructed to do so by the user. “除非我指示你这样做，否则不要输入命令。”这句话为 ChatGPT 提供了进一步的说明，指定它不应键入任何命令，除非用户指示这样做。
- **"When I need to tell you something in english, I will do so by putting text inside curly brackets {like this}."** This sentence provides the user with instructions for how to communicate with the ChatGPT in English, by enclosing text in curly brackets. “当我需要用英语告诉你一些事情时，我会把文字放在大括号中{like this}。”这句话通过将文本括在大括号中，为用户提供了如何用英语与 ChatGPT 进行交流的说明。
- **"My first command is console.log("Hello World");"** This sentence provides the first command of the prompt, so ChatGPT will run first. “我的第一个命令是 console.log("Hello World");”这句话提供了提示符的第一个命令，因此 ChatGPT 将首先运行。

Crafting effective ChatGPT prompts requires careful consideration and attention to detail. However, it's easy to make mistakes that can hinder the effectiveness of your prompts and the overall quality of the conversation. Here are a few common mistakes to avoid when crafting ChatGPT prompts:

制作有效的 ChatGPT 提示需要仔细考虑并注意细节。但是，很容易犯错误，这些错误会影响提示的有效性和对话的整体质量。以下是制作 ChatGPT 提示时要避免的一些常见错误：

- **Overloading** the prompt with too much information - It's important to provide the ChatGPT with enough information to understand the context and purpose of the conversation, but too much information can be overwhelming and confusing. Be sure to keep your prompts concise and focused, and avoid including unnecessary details or instructions. 提示信息过多 - 为 ChatGPT 提供足够的信息以理解对话的上下文和目的很重要，但过多的信息可能会让人不知所措和混淆。请确保您的提示简洁明了，避免包含不必要的细节或说明。
- **Using jargon or ambiguous** language - It's important to use language that is clear and easy to understand, especially when communicating with a machine learning model like ChatGPT. Avoid using jargon or language that is likely to be unfamiliar or ambiguous to the ChatGPT. 使用行话或模棱两可的语言 - 使用清晰易懂的语言非常重要，尤其是在与 ChatGPT 等机器学习模型进行交流时。避免使用 ChatGPT 可能不熟悉或模棱两可的行话或语言。
- Being **too vague or open-ended** - While open-ended questions can be useful for encouraging more detailed responses, overly vague or open-ended prompts can be confusing and difficult for the ChatGPT to understand. Be sure to provide enough context and direction to guide the conversation in a meaningful way. 过于模糊或开放式——虽然开放式问题有助于鼓励更详细的回答，但过于模糊或开放式的提示可能会使 ChatGPT 感到困惑和难以理解。一定要提供足够的上下文和方向，以有意义的方式引导对话。
- **Neglecting to include necessary instructions or constraints** - It's important to provide the ChatGPT with any necessary instructions or constraints that are necessary for the conversation to be effective. For example, if you want the ChatGPT to act as a character from a specific movie or book, you should specify this in the prompt. 忽略包含必要的说明或约束 - 重要的是向 ChatGPT 提供对话有效所必需的任何必要的说明或约束。例如，如果您希望 ChatGPT 充当特定电影或书籍中的角色，则应在提示中指定。

By avoiding these common mistakes, you can help to ensure that your ChatGPT prompts are **clear, concise, and effective**.

通过避免这些常见错误，您可以帮助确保您的 ChatGPT 提示清晰、简洁和有效。

How to avoid open-ended questions and too much information

如何避免开放式问题和过多信息

When crafting ChatGPT prompts, it's important to avoid including too much information or using overly open-ended questions, as these can be confusing and difficult for the ChatGPT to understand. Here are a few strategies for avoiding these pitfalls:

在制作 ChatGPT 提示时，重要的是要避免包含过多信息或使用过于开放的问题，因为这些可能会使 ChatGPT 感到困惑和难以理解。以下是避免这些陷阱的一些策略：

- Use specific, targeted questions instead of open-ended ones - Instead of asking a broad, open-ended question like **"What do you think about this topic?"**, try to ask a more specific question that focuses on a particular aspect of the topic. For example, **"What are the main benefits of this approach?"** or **"What challenges do you see with this approach?"**

使用具体的、有针对性的问题而不是开放式的问题——不要问像“你对这个话题有什么看法？”这样广泛的、开放式的问题，试着问一个更具体的问题，关注这个话题的特定方面。例如，“这种方法的主要好处是什么？”或者“你认为这种方法有什么挑战？”

- Be concise and to the point - Avoid including unnecessary details or instructions in your prompts. Stick to the essential information and avoid rambling or digressing from the main topic.

简明扼要——避免在提示中包含不必要的细节或说明。坚持基本信息，避免漫无边际或偏离主题。

- Use clear, concise language - Choose your words carefully and avoid using jargon or ambiguous language. Be sure to use language that is easy for the ChatGPT to understand.

使用清晰、简洁的语言——仔细选择你的用词，避免使用行话或模棱两可的语言。请务必使用 ChatGPT 易于理解的语言。

By following these tips, you can help to ensure that your ChatGPT prompts are clear, concise, and effective, and that the conversation flows smoothly and naturally.

通过遵循这些提示，您可以帮助确保您的 ChatGPT 提示清晰、简洁和有效，并且对话流畅自然。

Tips for maintaining clarity and focus

保持清晰和专注的技巧

1. Start with a clear goal or purpose for the conversation. Having a specific goal in mind will help to keep the conversation focused and on track.

从明确的对话目标或目的开始。心中有一个特定的目标将有助于保持谈话的重点和正轨。

2. Use specific, targeted questions instead of open-ended ones. This will help to guide the conversation in a specific direction and avoid rambling or digressing from the main topic.

使用具体的、有针对性的问题，而不是开放式的问题。这将有助于引导对话朝特定方向发展，避免漫无边际或偏离主题。

3. **Avoid including too much information** in a single prompt. Keep your prompts concise and focused, and avoid including unnecessary details or instructions.

避免在单个提示中包含太多信息。保持您的提示简明扼要，避免包含不必要的细节或说明。

4. Use clear, concise language that is easy for the ChatGPT to understand. Avoid using jargon or ambiguous language.

使用 ChatGPT 易于理解的清晰、简洁的语言。避免使用行话或模棱两可的语言。

5. Use transitional phrases to smoothly move from one topic to another. This can help to maintain coherence and keep the conversation flowing smoothly.

使用过渡短语可以顺利地从一个主题转移到另一个主题。这有助于保持连贯性并使对话顺畅进行。

6. **Be aware of the ChatGPT's capabilities and limitations.** Avoid asking it to do things that are outside of its capabilities, and be prepared to adjust your prompts if necessary.

请注意 ChatGPT 的功能和限制。避免要求它做超出其能力范围的事情，并准备好在必要时调整您的提示。

7. Test and debug your prompts to ensure that they are clear and effective. **Reset the thread, start from beginning to help identify and troubleshoot any issues.**

测试和调试您的提示以确保它们清晰有效。重置线程，从头开始帮助识别和解决任何问题。

8. **Use the "act as" hack to help the ChatGPT understand its role in the conversation.** By specifying that it should "act as" a specific character or entity, you can provide it with clear direction and guidance.

使用“充当”hack来帮助 ChatGPT 了解其在对话中的角色。通过指定它应该“充当”特定角色或实体，您可以为其提供明确的方向和指导。

Troubleshooting故障排除

Common issues that may arise when using ChatGPT

使用 ChatGPT 时可能出现的常见问题

When using ChatGPT, there are a few common issues that you may encounter. Here are a few examples:

使用 ChatGPT 时，您可能会遇到一些常见问题。这里有一些例子：

- **The ChatGPT does not understand the prompt or provides an unrelated or inappropriate response** - This can happen if the prompt is unclear, ambiguous, or includes jargon or language that is unfamiliar to the ChatGPT. It can also occur if the ChatGPT lacks the necessary context or information to understand the prompt.
ChatGPT 不理解提示或提供不相关或不适当的响应 - 如果提示不清楚、模棱两可或包含 ChatGPT 不熟悉的话或语言，则可能会发生这种情况。如果 ChatGPT 缺少必要的上下文或信息来理解提示，也会发生这种情况。
- **The ChatGPT provides a generic or uninformative response** - This can happen if the prompt is too broad or open-ended, or if the ChatGPT lacks the necessary knowledge or understanding of the topic.
ChatGPT 提供一般性或非信息性响应 - 如果提示过于宽泛或开放式，或者如果 ChatGPT 缺乏必要的知识或对该主题的理解，就会发生这种情况。
- **The ChatGPT does not follow instructions or constraints provided in the prompt** - This can happen if the instructions or constraints are not clear or are inconsistent with the overall goal of the conversation.
ChatGPT 不遵循提示中提供的说明或约束 - 如果说明或约束不明确或与对话的总体目标不一致，就会发生这种情况。
- **The ChatGPT provides repetitive or unrelated responses** - This can happen if the prompt lacks sufficient guidance or if the conversation lacks direction or focus.
ChatGPT 提供重复或不相关的响应 - 如果提示缺乏足够的指导或对话缺乏方向或重点，就会发生这种情况。

To avoid these issues, it's important to craft clear, concise prompts that provide the ChatGPT with the necessary context, instructions, and constraints. It's also important to be aware of the ChatGPT's capabilities and limitations, and to test and debug your prompts to ensure that they are effective.

为避免这些问题，重要的是制作清晰、简洁的提示，为 ChatGPT 提供必要的上下文、说明和约束。了解 ChatGPT 的功能和限制并测试和调试您的提示以确保它们有效也很重要。

Technical issues技术问题

When using ChatGPT, there may be times when you encounter technical issues or errors. Here are a few tips for troubleshooting these issues:

使用 ChatGPT 时，您有时可能会遇到技术问题或错误。以下是解决这些问题的一些提示：

1. Check for compatibility issues with your **device or browser**. Make sure that the ChatGPT is compatible with your device and browser and that you have a **stable internet connection**.
检查您的设备或浏览器是否存在兼容性问题。确保 ChatGPT 与您的设备和浏览器兼容，并且您拥有稳定的互联网连接。
2. **Test the ChatGPT model with a variety of prompts to see if the issue persists**. This can help to narrow down the cause of the issue.
使用各种提示测试 ChatGPT 模型，看看问题是否仍然存在。这有助于缩小问题的原因范围。
3. Check the logs or error messages for any information on the issue. These can often provide clues as to the cause of the issue.
检查日志或错误消息以获取有关该问题的任何信息。这些通常可以提供有关问题原因的线索。
4. Check online forums or communities for advice or support. There may be **others who have encountered similar issues** and have found solutions.
查看在线论坛或社区以获取建议或支持。可能还有其他人遇到过类似问题并找到了解决方案。

By following these steps, you can help to troubleshoot technical issues with ChatGPT online and get it up and running smoothly again.

通过执行这些步骤，您可以帮助解决在线 ChatGPT 的技术问题并使其再次顺利运行。

Case Studies实例探究

In this chapter, we will explore a few case studies that illustrate how ChatGPT can be used effectively and how to craft clear, concise prompts to achieve specific goals. We will also examine best practices for using ChatGPT and how to avoid common mistakes.

在本章中，我们将探索一些案例研究，说明如何有效地使用 ChatGPT 以及如何制作清晰、简洁的提示以实现特定目标。我们还将研究使用 ChatGPT 的最佳实践以及如何避免常见错误。

Case Study 1: Using ChatGPT to improve language skills

案例研究 1：使用 ChatGPT 提高语言技能

In this case study, we will look at how ChatGPT can be used to help improve language skills. By using targeted prompts and focusing on specific aspects of language, such as grammar, vocabulary, and pronunciation, ChatGPT can be an effective tool for language learning.

在本案例研究中，我们将了解如何使用 ChatGPT 来帮助提高语言技能。通过使用有针对性的提示并专注于语言的特定方面，例如语法、词汇和发音，ChatGPT 可以成为语言学习的有效工具。

- Start with a clear goal or objective for the language learning session. This will help to guide the conversation and keep it focused.
从语言学习课程的明确目标开始。这将有助于引导谈话并保持谈话的重点。
- Use specific, targeted prompts to focus on specific aspects of language, such as grammar, vocabulary, or pronunciation.
使用特定的、有针对性的提示来关注语言的特定方面，例如语法、词汇或发音。
- Encourage the ChatGPT to ask questions or provide feedback to keep the conversation interactive and engaging.
鼓励 ChatGPT 提出问题或提供反馈，以保持对话的互动性和吸引力。

- Use the "act as" hack to specify that the ChatGPT should "act as" a tutor or language coach, providing clear direction and guidance.
使用“充当”hack 指定 ChatGPT 应“充当”导师或语言教练，提供明确的方向和指导。

Case Study 2: Using ChatGPT to improve customer service

案例研究 2：使用 ChatGPT 改善客户服务

In this case study, we will look at how ChatGPT can be used to improve customer service. By providing clear, concise prompts and maintaining a professional and helpful tone, ChatGPT can be an effective tool for interacting with customers and addressing their needs and concerns.

在本案例研究中，我们将研究如何使用 ChatGPT 来改善客户服务。通过提供清晰、简洁的提示并保持专业和乐于助人的语气，ChatGPT 可以成为与客户互动并解决他们的需求和疑虑的有效工具。

- Start with a clear goal or objective for the customer service interaction. This will help to guide the conversation and keep it focused.
从客户服务互动的明确目标开始。这将有助于引导谈话并保持谈话的重点。
- Use specific, targeted prompts to address specific customer needs or concerns.
使用特定的、有针对性的提示来解决特定的客户需求或疑虑。
- Maintain a professional and helpful tone throughout the conversation.
在整个谈话过程中保持专业和乐于助人的语气。
- Use the "act as" hack to specify that the ChatGPT should "act as" a customer service representative, providing clear direction and guidance.
使用“充当”hack 指定 ChatGPT 应“充当”客户服务代表，提供明确的方向和指导。

By following these best practices, you can effectively use ChatGPT to improve customer service and provide a positive experience for customers.

通过遵循这些最佳实践，您可以有效地使用 ChatGPT 来改善客户服务并为客户提供积极的体验。

Case Study 3: Using ChatGPT to generate content

案例研究 3：使用 ChatGPT 生成内容

In this case study, we will look at how ChatGPT can be used to generate content for a variety of purposes, such as social media posts, blog articles, or marketing materials. By providing clear, concise prompts and maintaining a consistent tone, ChatGPT can be an effective tool for generating content.

在本案例研究中，我们将研究如何使用 ChatGPT 生成用于各种目的的内容，例如社交媒体帖子、博客文章或营销材料。通过提供清晰、简洁的提示并保持一致的语气，ChatGPT 可以成为生成内容的有效工具。

- Start with a clear goal or objective for the content generation. This will help to guide the conversation and keep it focused.
从内容生成的明确目标开始。这将有助于引导谈话并保持谈话的重点。
- Use specific, targeted prompts to focus on specific aspects of the content, such as the tone, style, or target audience.
使用特定的、有针对性的提示来关注内容的特定方面，例如基调、风格或目标受众。
- Maintain a consistent tone throughout the conversation to ensure that the generated content is cohesive and professional.
在整个对话过程中保持一致的语气，以确保生成的内容具有凝聚力和专业性。
- Use the "act as" hack to specify that the ChatGPT should "act as" a content writer or editor, providing clear direction and guidance.
使用“充当”hack 指定 ChatGPT 应“充当”内容作者或编辑，提供明确的方向和指导。

By following these best practices, you can effectively use ChatGPT to generate high-quality content for a variety of purposes.

通过遵循这些最佳实践，您可以有效地使用 ChatGPT 为各种目的生成高质量的内容。

Real-world examples of successful ChatGPT prompts

成功的 ChatGPT 提示的真实示例

In this chapter, we will look at real-world examples of successful ChatGPT prompts that have been used to achieve specific goals. These examples will illustrate how clear, concise prompts can help to guide ChatGPT conversations in meaningful directions and achieve specific outcomes.

在本章中，我们将查看已用于实现特定目标的成功 ChatGPT 提示的真实示例。这些示例将说明清晰、简洁的提示如何帮助引导 ChatGPT 对话朝着有意义的方向发展并取得特定成果。

Example 1: English Translator and Improver

示例 1：英语翻译和改进

Prompt: *I want you to act as an English translator, spelling corrector and improver. I will speak to you in any language and you will detect the language, translate it and answer in the corrected and improved version of my text, in English. I want you to replace my simplified A0-level words and sentences with more beautiful and elegant, upper level English words and sentences. Keep the meaning same, but make them more literary. I want you to only reply the correction, the improvements and nothing else, do not write explanations. My first sentence is "lovin istanbul and the city"*

提示：我想让你充当英文翻译、拼写校正和改进。我会用任何语言与你交谈，你会检测语言，翻译它并用我的文本的更正和改进版本用英语回答。我希望你用更优美优雅的高级英语单词和句子替换我简化的 A0 级单词和句子。保持相同的意思，但使它们更文艺。我要你只回复更正、改进，不要写任何解释。我的第一句话是“爱伊斯坦布尔和这座城市”

In this example, the ChatGPT is being used as an English translator and improver, providing corrected and improved versions of text in English. The prompt is specific and targeted, clearly outlining the goals and expectations for the conversation. The use of the "act as" hack helps to provide clear direction and guidance for the ChatGPT.

在此示例中，ChatGPT 被用作英语翻译器和改进器，提供英语文本的更正和改进版本。提示是具体和有针对性的，清楚地概述了对话的目标和期望。使用“充当”hack 有助于为 ChatGPT 提供明确的方向和指导。

Example 2: Interviewer 示例 2：面试官

Prompt: *I want you to act as an interviewer. I will be the candidate and you will ask me the interview questions for the position position. I want you to only reply as the interviewer. Do not write all the conversation at once. I want you to only do the interview with me. Ask me the questions and wait for my answers. Do not write explanations. Ask me the questions one by one like an interviewer does and wait for my answers. My first sentence is "Hi"*

提示：我想让你担任面试官。我将成为候选人，您将向我询问 position 职位的面试问题。我

希望你只作为面试官回答。不要一次写出所有的守恒。我希望你只对我进行采访。问我问题，等待我的回答。不要写解释。像面试官一样一个一个问我，等我回答。我的第一句话是“嗨”

In this example, the ChatGPT is being used as an interviewer, asking questions and waiting for answers. The prompt is specific and targeted, clearly outlining the role of the ChatGPT and the expectations for the conversation. The use of the "act as" hack helps to provide clear direction and guidance for the ChatGPT.

在此示例中，ChatGPT 被用作采访者，提出问题并等待答案。提示是具体和有针对性的，清楚地概述了 ChatGPT 的作用和对对话的期望。使用“充当”hack 有助于为 ChatGPT 提供明确的方向和指导。

Example 3: JavaScript Console 示例 3: JavaScript 控制台

Prompt: *I want you to act as a javascript console. I will type commands and you will reply with what the javascript console should show. I want you to only reply with the terminal output inside one unique code block, and nothing else. do not write explanations. do not type commands unless I instruct you to do so. when i need to tell you something in english, i will do so by putting text inside curly brackets {like this}. my first command is console.log("Hello World");*

提示：我想让你充当 javascript 控制台。我将键入命令，您将回复 javascript 控制台应显示的内容。我希望您只在一个唯一的代码块内回复终端输出，而不是其他任何内容。不要写解释。除非我指示您这样做，否则不要键入命令。当我需要用英语告诉你一些事情时，我会把文字放在大括号内{like this}。我的第一个命令是 console.log("Hello World");

In this example, the ChatGPT is being used as a javascript console, providing output for specific commands. The prompt is specific and targeted, clearly outlining the role of the ChatGPT and the expectations for the conversation. The use of the "act as" hack and the inclusion of specific instructions for how to communicate with the ChatGPT helps to provide clear direction and guidance.

在此示例中，ChatGPT 用作 javascript 控制台，为特定命令提供输出。提示是具体和有针对性的，清楚地概述了 ChatGPT 的作用和对对话的期望。使用“充当”hack 并包含有关如何与 ChatGPT 通信的具体说明有助于提供明确的方向和指导。

Example 4: Excel Sheet 示例 4: Excel 工作表

Prompt: *I want you to act as a text based excel. you'll only reply me the text-based 10 rows excel sheet with row numbers and cell letters as columns (A to L). First column header should be empty to reference row number. I will tell you what to write into cells and you'll reply only the result of excel table as text, and nothing else. Do not write explanations. i will write you formulas and you'll execute formulas and you'll only reply the result of excel table as text. First, reply me the empty sheet.*

提示：我希望你充当基于文本的 excel。您只会回复我基于文本的 10 行 Excel 工作表，其中行号和单元格字母作为列（A 到 L）。第一列标题应为空以引用行号。我会告诉你在单元格中写入什么，你只会以文本形式回复 excel 表格的结果，而不是其他任何内容。不要写解释。我会写你的公式，你会执行公式，你只会回复 excel 表的结果作为文本。首先，回复我空表。

In this example, the ChatGPT is being used as a text-based excel sheet, providing the results of specific formulas and commands. The prompt is specific and targeted, clearly outlining the role of the ChatGPT and the expectations for the conversation. The use of specific instructions for how to communicate with the ChatGPT helps to provide clear direction and guidance.

在此示例中，ChatGPT 被用作基于文本的 Excel 工作表，提供特定公式和命令的结果。提示是具体和有针对性的，清楚地概述了 ChatGPT 的作用和对对话的期望。使用有关如何与 ChatGPT 通信的具体说明有助于提供明确的方向和指导。

Example 5: English Pronunciation Helper

示例 5：英语发音助手

Prompt: *I want you to act as an English pronunciation assistant for Turkish speaking people. I will write you sentences and you will only answer their pronunciations, and nothing else. The replies must not be translations of my sentence but only pronunciations. Pronunciations should use Turkish Latin letters for phonetics. Do not write explanations on replies. My first sentence is "how the weather is in Istanbul?"*

提示：我想让你充当说土耳其语的人的英语发音助手。我会给你写句子，你只会回答他们的发音，没有别的。回复不能是我的句子的翻译，而只能是发音。发音应使用土耳其语拉丁字母进行注音。不要在回复上写解释。我的第一句话是“伊斯坦布尔的天气怎么样？”

In this example, the ChatGPT is being used as an English pronunciation assistant for Turkish speakers, providing pronunciations of specific sentences. The prompt is specific and targeted, clearly outlining the role of the ChatGPT and the expectations for the conversation. The use of the "act as" hack and the inclusion of specific instructions for how to communicate with the ChatGPT helps to provide clear direction and guidance.

在这个例子中，ChatGPT 被用作土耳其语使用者的英语发音助手，提供特定句子的发音。提示是具体和有针对性的，清楚地概述了 ChatGPT 的作用和对对话的期望。使用“充当”hack 并包含有关如何与 ChatGPT 通信的具体说明有助于提供明确的方向和指导。

Example 6: Travel Guide 示例 6：旅游指南

Prompt: *I want you to act as a travel guide. I will write you my location and you will suggest a place to visit near my location. In some cases, I will also give you the type of places I will visit. You will also suggest me places of similar type that are close to my first location. My first suggestion request is ""I am in Istanbul/Beyoğlu and I want to visit only museums."*

提示：我要你当导游。我会把我的位置写给你，你会推荐一个靠近我的位置的地方。在某些情况下，我还会告诉您我将访问的地方类型。您还会向我推荐靠近我的第一个位置的类似类型的地方。我的第一个建议请求是“我在伊斯坦布尔/贝尤鲁，我只想参观博物馆。”

In this example, the ChatGPT is being used as a travel guide, providing suggestions for places to visit based on specific locations and types of places. The prompt is specific and targeted, clearly outlining the role of the ChatGPT and the expectations for the conversation. The use of the "act as" hack and the inclusion of specific instructions for how to communicate with the ChatGPT helps to provide clear direction and guidance.

在此示例中，ChatGPT 被用作旅行指南，根据特定位置和地点类型提供有关访问地点的建议。提示是具体和有针对性的，清楚地概述了 ChatGPT 的作用和对对话的期望。使用“充当”hack 并包含有关如何与 ChatGPT 通信的具体说明有助于提供明确的方向和指导。

Example 7: Plagiarism Checker 示例 7: 剽窃检查器

Prompt: *I want you to act as a plagiarism checker. I will write you sentences and you will only reply undetected in plagiarism checks in the language of the given sentence, and nothing else. Do not write explanations on replies. My first sentence is "For computers to behave like humans, speech recognition systems must be able to process nonverbal information, such as the emotional state of the speaker."*

提示：我想让你充当剽窃检查员。我会给你写句子，你只会用给定句子的语言在抄袭检查中未被发现的情况下回复，别无其他。不要在回复上写解释。我的第一句话是“为了让计算机像人类一样行动，语音识别系统必须能够处理非语言信息，例如说话者的情绪状态。”

In this example, the ChatGPT is being used as a plagiarism checker, providing the results of plagiarism checks for specific sentences. The prompt is specific and targeted, clearly outlining the role of the ChatGPT and the expectations for the conversation. The use of the "act as" hack and the inclusion of specific instructions for how to communicate with the ChatGPT helps to provide clear direction and guidance.

在这个例子中，ChatGPT 被用作剽窃检查器，提供特定句子的剽窃检查结果。提示是具体和有针对性的，清楚地概述了 ChatGPT 的作用和对对话的期望。使用“充当”hack 并包含有关如何与 ChatGPT 通信的具体说明有助于提供明确的方向和指导。

To see more examples, you can simply visit <https://prompts.chat>.

要查看更多示例，您只需访问 <https://prompts.chat>。

Conclusion 结论

As we have seen throughout this e-book, writing clear and concise prompts for ChatGPT conversations is essential for successful and meaningful interactions. By crafting targeted and specific prompts, you can guide the ChatGPT in the direction you want the conversation to go and ensure that the output is relevant and useful.

正如我们在这本电子书中看到的那样，为 ChatGPT 对话编写清晰简洁的提示对于成功和有意义的交互至关重要。通过制作有针对性的特定提示，您可以引导 ChatGPT 朝着您希望对话的方向发展，并确保输出是相关且有用的。

One key technique for writing effective ChatGPT prompts is the use of the "act as" hack, which allows you to specify the role that the ChatGPT should play in the conversation. By clearly outlining the expectations for the ChatGPT's role and the type of output you want to receive, you can provide clear direction and guidance for the conversation.

编写有效的 ChatGPT 提示的一项关键技术是使用“充当”hack，它允许您指定 ChatGPT 在对话中应扮演的角色。通过清楚地概述对 ChatGPT 角色的期望以及您希望收到的输出类型，您可以为对话提供明确的方向和指导。

In addition to using the "act as" hack, it is also important to avoid jargon and ambiguity in your prompts. By using simple, straightforward language and avoiding open-ended questions, you can help to ensure that the ChatGPT is able to provide relevant and accurate responses.

除了使用“充当”技巧之外，避免提示中的行话和歧义也很重要。通过使用简单、直接的语言并避免开放式问题，您可以帮助确保 ChatGPT 能够提供相关且准确的响应。

Finally, it is important to keep in mind that ChatGPT is a tool, and like any tool, it is only as effective as the person using it. By following best practices for crafting effective prompts and guiding conversations in meaningful directions, you can get the most out of ChatGPT and use it to achieve your goals.

最后，重要的是要记住 ChatGPT 是一种工具，并且与任何工具一样，它的有效性取决于使用它的人。通过遵循制作有效提示和引导对话朝着有意义的方向发展的最佳实践，您可以充分利用 ChatGPT 并使用它来实现您的目标。

In summary, writing well-defined ChatGPT prompts requires clear communication, specificity, and a clear understanding of the capabilities and limitations of the tool. By following the tips and best practices outlined in this e-book, you can craft effective prompts that help you to get the most out of ChatGPT and achieve your goals.

总而言之，编写定义明确的 ChatGPT 提示需要清晰的沟通、特异性以及对该工具的功能和局限性的清晰理解。通过遵循本电子书中概述的提示和最佳实践，您可以制作有效的提示，帮助您充分利用 ChatGPT 并实现您的目标。

Final thoughts on the importance of well-defined ChatGPT prompts

关于明确定义的 ChatGPT 提示的重要性的最终想法

Crafting well-defined ChatGPT prompts is essential for successful and meaningful interactions with the tool. Clear and concise prompts provide direction and guidance for the ChatGPT, helping it to produce relevant and useful output.

制作定义明确的 ChatGPT 提示对于与该工具进行成功且有意义的交互至关重要。清晰简洁的提示为 ChatGPT 提供方向和指导，帮助其产生相关且有用的输出。

But the importance of well-defined ChatGPT prompts goes beyond simply improving the effectiveness of the tool. By crafting targeted and specific prompts, you can also help to ensure that the ChatGPT is being used ethically and responsibly.

但定义明确的 ChatGPT 提示的重要性不仅仅是提高工具的有效性。通过制作有针对性的特定提示，您还可以帮助确保以合乎道德和负责任的方式使用 ChatGPT。

For example, open-ended or ambiguous prompts can lead to unintended or inappropriate responses from the ChatGPT. By avoiding these types of prompts and being mindful of the types of questions you ask, you can help to ensure that the ChatGPT is not providing responses that could be harmful or offensive.

例如，开放式或模棱两可的提示可能会导致来自 ChatGPT 的意外或不适当的响应。通过避免这些类型的提示并注意您提出的问题类型，您可以帮助确保 ChatGPT 不会提供可能有害或令人反感的响应。

In addition, well-defined ChatGPT prompts can also help to promote clarity and understanding in communication. By providing clear and specific instructions for the ChatGPT, you can help to ensure that the output is relevant and easy to understand, helping to facilitate better communication between people.

此外，定义明确的 ChatGPT 提示也有助于提高沟通的清晰度和理解度。通过为 ChatGPT 提供清晰具体的说明，您可以帮助确保输出相关且易于理解，有助于促进人与人之间更好的沟通。

Overall, the importance of well-defined ChatGPT prompts cannot be overstated. By following the tips and best practices outlined in this e-book, you can craft effective prompts that help you to get the most out of ChatGPT and use it responsibly and ethically. 总的来说，定义明确的 ChatGPT 提示的重要性怎么强调都不为过。通过遵循本电子书中概述的提示和最佳实践，您可以制定有效的提示，帮助您充分利用 ChatGPT 并以负责任和合乎道德的方式使用它。

Now that you have a better understanding of the importance of well-defined ChatGPT prompts and the techniques for crafting effective prompts, you may be wondering what your next steps should be for mastering this art. Here are a few suggestions for how you can continue to improve your skills:

既然您已经更好地理解了定义明确的 ChatGPT 提示的重要性以及制作有效提示的技术，您可能想知道接下来应该采取什么步骤来掌握这门艺术。以下是关于如何继续提高技能的一些建议：

- 1. Practice, practice, practice!** The more you use ChatGPT and experiment with different prompts, the better you will become at crafting effective ones.
练习，练习，再练习！您越多地使用 ChatGPT 并尝试不同的提示，您就会越擅长制作有效的提示。
- 2. Seek feedback from others.** Ask friends or colleagues to review your prompts and provide constructive criticism. This can help you to identify areas for improvement and refine your skills.
寻求他人的反馈。请朋友或同事审查您的提示并提供建设性的批评。这可以帮助您确定需要改进的领域并完善您的技能。
- 3. Learn from others.** Look for examples of successful ChatGPT prompts online or ask other ChatGPT users for advice and tips. You can also join online communities or forums dedicated to ChatGPT to learn from others and share your own experiences.
向他人学习。在线查找成功的 ChatGPT 提示示例，或向其他 ChatGPT 用户寻求建议和提示。您还可以加入专门用于 ChatGPT 的在线社区或论坛，向他人学习并分享您自己的经验。
- 4. Experiment with different styles and approaches.** Don't be afraid to try new things and see what works best for you. You may find that certain techniques or approaches are more effective for certain types of conversations.
尝试不同的风格和方法。不要害怕尝试新事物，看看什么最适合你。您可能会发现某些技巧或方法对某些类型的对话更有效。
- 5. Stay up-to-date on the latest developments in ChatGPT and artificial intelligence.** As technology continues to evolve, so too will the capabilities of ChatGPT. By staying informed about the latest advances, you can ensure that you are using the best techniques and approaches for your ChatGPT prompts.
随时了解 ChatGPT 和人工智能的最新发展。随着技术的不断发展，ChatGPT 的功能也会不断发展。通过随时了解最新进展，您可以确保为 ChatGPT 提示使用最佳技术和方法。

By following these steps and continuing to learn and improve your skills, you can become a master at crafting effective ChatGPT prompts and get the most out of this powerful tool. 通过执行这些步骤并继续学习和提高您的技能，您可以成为制作有效的 ChatGPT 提示的大师，并充分利用这个强大的工具。

Please let me know if you have any other questions or feedbacks!

如果您有任何其他问题或反馈，请告诉我！